

**For Non-Health Hazard Applications**

Job Name _____	Contractor _____
Job Location _____	Approval _____
Engineer _____	Contractor's P.O. No. _____
Approval _____	Representative _____

# PressureGuard™

## 410-0063


### Description

The PressureGuard™ installs in the supply waterlines to individual mixing fixtures to eliminate troublesome and unsafe pressure fluctuations between hot and cold water lines. This unit can be used in front of two hand valve sets or mechanical single lever mixing faucets.

The PressureGuard™ is not a mixing valve, but acts on both supply water lines to equalize the pressures and eliminate the discomfort that results when someone uses a flush-valve, dishwasher or other fixtures.

This device was originally designed to compensate for pressure fluctuations in photo laboratories to permit the accurate mixed water temperatures required for film processing.

Applications include individual sinks, bath or showers in homes, schools and other athletic or medical facilities.



410-0063

### Features

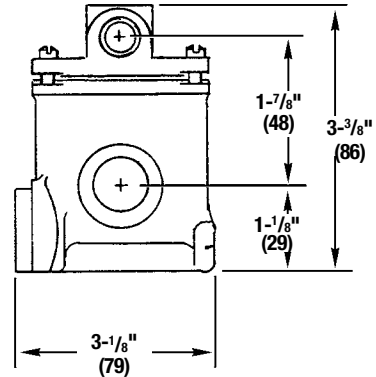
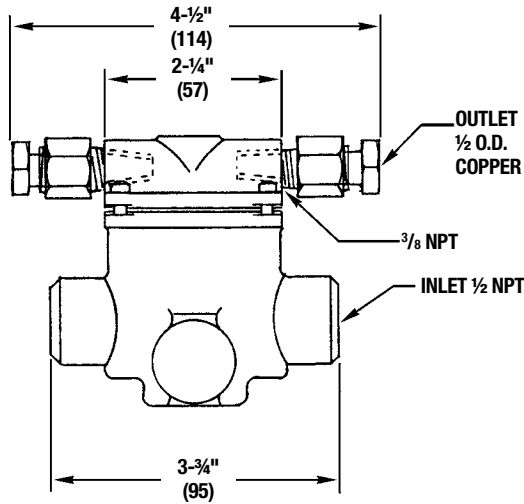
- Responds instantly to hot or cold water supply pressure changes to eliminate sudden burst of hot or cold discharge from fixtures thus, protecting bather from a major cause of slips and falls.
- Dirt-and-lime resistant poppets.
- No close fitting, fluid driven, sliding parts to jam due to lime or dirt.
- Installs easily in front of any new or existing mixing faucet (frequently without breaking of tile).
- Simple replacement of one economical cartridge completely re-conditions the unit.
- All corrosion-and-lime resistant materials plus no wearing surfaces for long trouble-free life.

### Specifications

Connections	
Inlets .....	1/2" (15mm) NPT
Outlets .....	1/2" (15mm) Copper Tubing (Compression)
Capacity .....	12 gpm @ 15 psi (0.76 l/s at 310 kPa) differential (total of hot and cold)
Maximum Operating Pressure .....	125 psi (8.6 bar)
Maximum Hot Water Inlet Temperature .....	180°F (82°C)
Shipping Weight .....	5 lbs. (2.2 kg)
Packaging .....	Single Unit Pack

Powers product specifications in U.S. customary units and metric are approximate and are provided for reference only. For precise measurements, please contact Powers Technical Service. Powers reserves the right to change or modify product design, construction, specifications, or materials without prior notice and without incurring any obligation to make such changes and modifications on Powers products previously or subsequently sold.

## Dimensions



Note:  
Dimensions are shown  $\pm 1/2$ "  
Dimensions in parentheses are in mm

## Typical Specification

Pressure balancing unit shall be installed in supply to fixture so as to compensate for all supply pressure fluctuations. Each pressure balancing unit shall have 1/2" (15mm) NPT inlet connections and a capacity to pass 7 gpm (0.44 l/s) combined flow, at a maximum differential of 15 psi (103 kPa). Pressure balancing unit shall be Powers' PressureGuard™ 410-0063.

# POWERS™

A WATTS Brand

USA: Tel: (800) 669-5430 • Fax: (847) 229-0526 • PowersControls.com  
Canada: Tel: (905) 332-4090 • Fax: (905) 332-7068 • PowersControls.ca  
Latin America: Tel: (52) 81-1001-8600 • PowersControls.com