

For Non-Health Hazard Applications

Job Name _____
 Job Location _____
 Engineer _____
 Approval _____

Contractor _____
 Approval _____
 Contractor's P.O. No. _____
 Representative _____

HydroGuard® Series 410

Exposed

Pressure Balancing Mixing Valves

Type P419

Specifications

Connections	1/2" NPT inlets and outlets
Capacity	6.0 gpm @ 45 psi differential [.38 l/s]
Maximum Operating Pressure	125 psig
Adjustment Limit Stop	Standard
Compliance	ASSE 1016
Certified	CSA



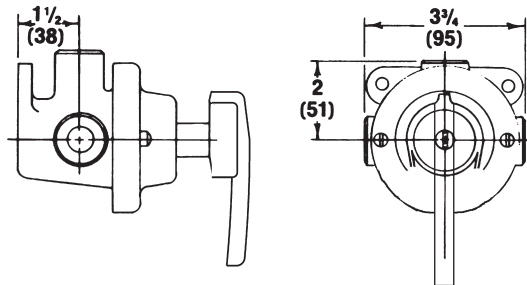
Type P419



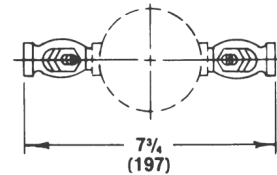
Application

Exposed pressure balancing water mixing valve for use on shower installations. Uses diaphragm type chamber to prevent lime build-up. Adjustable limit stop reduces possible over-adjustment of handle. Heavy case bronze chrome plated body and trim, die cast lever type handle, and corrosion resistant material throughout ensure years of trouble free service.

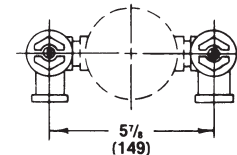
Dimensions



Type A, B, C



Type E, F

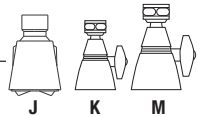

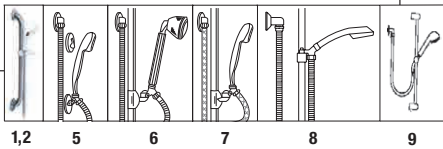


Powers product specifications in U.S. customary units and metric are approximate and are provided for reference only. For precise measurements, please contact Powers Technical Service. Powers reserves the right to change or modify product design, construction, specifications, or materials without prior notice and without incurring any obligation to make such changes and modifications on Powers products previously or subsequently sold.

Specification for Shower and Tub/Shower Systems — for Series 410 Valves

To order complete Series 410 systems...

P 4 1 9 - [] - [] - [] - [] - [] - [] - []

	Order Code	
Valves		
Exposed Valve.....	P419	
Checkstops (Sold in Pairs)		
Exposed Straight, ½" IPS, Chrome-Plated	B	
Angled, with Strainer, ½" IPS, Chrome-Plated.....	F	
Factory installation of checkstops (Add suffix "X" to checkstop code) Min. order 10.....	X	
Showerheads		
Economizer, Chrome-Plated ABS, Adjustable.....	J	
Standard, Chrome-Plated Brass.....	K	
Deluxe, Chrome-Plated Brass.....	M	
Low Flow (1.6 gpm) (Chrome-Plated).....	G	
Low Flow (1.5 gpm) (Chrome-Plated).....	H	
Arm and Flange Kits		
Standard Arm and Flange.....	1	
Deluxe Arm and Flange.....	2	
Standard Arm/Flange & High Temp. Shutoff.....	4	
Deluxe Arm/Flange & High Temp. Shutoff.....	5	
Tub Spouts		
Diverter, Chrome-Plated Brass, ¾" IPS	Q	
Non-Diverter, Chrome-Plated, ½" IPS	R	
Diverter, Chrome-Plated, ½" IPS	S	
Diverter, Chrome-Plated Brass, ½" IPS	T	
Diverter, Chrome-Plated, ½" Slipfit	U	
Hand Shower Systems		
24" Chrome ADA Wall Grab Bar System.....	1	
36" Chrome ADA Wall Grab Bar System.....	2	
Deluxe, Metal Hose, 30" Slide Bar.....	3	
Professional, Vinyl Hose, 30" Slide Bar.....	4	
Standard, Metal Hose, Two Wall Hooks.....	5	
Deluxe, Metal Hose, 24" Slide Bar.....	6	
Professional, Vinyl Hose, 24" Slide Bar.....	7	
Standard Plus, Metal Hose, 24" Slide Bar.....	8	
European, Metal Hose, 23" Slide Bar.....	9	
Low Flow (1.5 gpm), Metal Hose, 30" Glide Rail.....	L	
Professional, Metal Hose, 30" Glide Rail.....	N	
Diverter		
Diverter, Concealed, Deluxe ABS Handle.....	A	
Diverter, Concealed, Deluxe Metal Handle.....	B	
Concealed Diverting Valve, ½" IP	Y	
Exposed Diverter, Shower Arm-Type, Chrome-Plated.....	Z	
Vacuum Breakers		
Vacuum Breaker, Elevated, Chrome-Plated.....	V	
Vacuum Breaker, In-Line.....	W	

POWERS™

A WATTS Brand

USA: Tel: (800) 669-5430 • Fax: (847) 229-0526 • PowersControls.com
 Canada: Tel: (905) 332-4090 • Fax: (905) 332-7068 • PowersControls.ca
 Latin America: Tel: (52) 81-1001-8600 • PowersControls.com