

## For Non-Health Hazard Applications

Job Name \_\_\_\_\_  
 Job Location \_\_\_\_\_  
 Engineer \_\_\_\_\_  
 Approval \_\_\_\_\_

Contractor \_\_\_\_\_  
 Approval \_\_\_\_\_  
 Contractor's P.O. No. \_\_\_\_\_  
 Representative \_\_\_\_\_

# Series N9

## Dual Check Vacuum Breakers for In-Line Applications

**Size 1/4" and 3/8" (8 and 10mm)**

Series N9 Dual Check Vacuum Breakers for In-Line Applications are used for continuous pressure, non-health hazard, applications. These valves have NPT female inlet and outlet connection and brass body construction.



N9

### Models

**N9C** – same as N9 except comes with chrome body

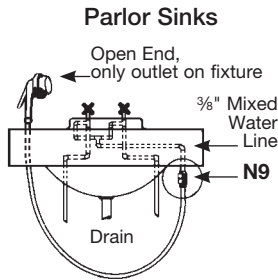
### Pressure-Temperature

**Temperature Range:** 33°F – 180°F (5°C – 82°C)

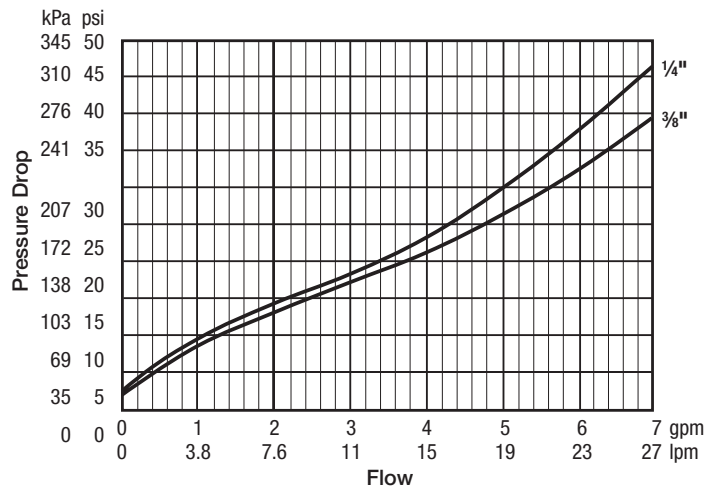
**Maximum Working Pressure:** 150psi (10.3 bar)

### Applications

Series N9 should be installed on each parlor sink where a hose is attached. This series is for use on continuous pressure applications.

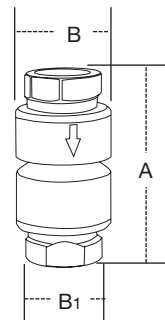


### Capacity



### Dimensions – Weights

MODEL	SIZE (DN)		DIMENSIONS						WEIGHT	
	in.	mm	A		B		B1		lbs.	kgs.
N9C	1/4	6	2 3/8	60	1 1/4	32	1	25	.38	.17
N9C	3/8	10	2 3/8	60	1 1/4	32	1	25	.38	.17
N9	1/4	6	2 3/8	60	1 1/4	32	1	25	.38	.17
N9	3/8	10	2 3/8	60	1 1/4	32	1	25	.38	.17



### Standards

CSA B64.8

Watts product specifications in U.S. customary units and metric are approximate and are provided for reference only. For precise measurements, please contact Watts Technical Service. Watts reserves the right to change or modify product design, construction, specifications, or materials without prior notice and without incurring any obligation to make such changes and modifications on Watts products previously or subsequently sold.



**USA:** Tel: (978) 688-1811 • Fax: (978) 794-1848 • www.watts.com  
**Canada:** Tel: (905) 332-4090 • Fax: (905) 332-7068 • www.watts.ca



A Watts Water Technologies Company