

**For Commercial Applications**


Job Name \_\_\_\_\_  
 Job Location \_\_\_\_\_  
 Engineer \_\_\_\_\_  
 Approval \_\_\_\_\_

Contractor \_\_\_\_\_  
 Approval \_\_\_\_\_  
 Contractor's P.O. No. \_\_\_\_\_  
 Representative \_\_\_\_\_

**Series ICVF-125**  
**Cast Iron Silent Check Valves**  
 Sizes: 2" - 6" (50-150 mm)

Watts Series ICVF-125 Cast Iron Silent Check Valves are designed to prevent water hammer effect. The conical spring design allows the closure disc to travel more distance than other valves of this style, allowing a greater flow coefficient (Cv). They can be installed in either the horizontal or vertical position.

Note: When installed in vertical pipe, flow direction in normal operation should open the disc, and inlet pressure should be greater than head pressure.



**Features:**

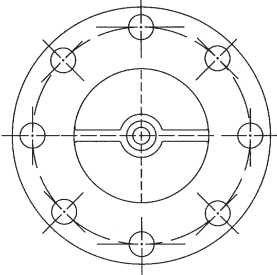
- Flanged end connections
- Conical Spring Design

**Pressure – Temperature:**

- 200psi (13.8 bar) CWP to 150°F (66°C)
- Note: Not to be used in steam service

**Materials List**

NO.	DESCRIPTION	MATERIAL	ASTM SPEC
1	Body	Cast Iron	ASTM A126 Class B
2	Disc	Bronze	ASTM B-62
3	Spring	Stainless Steel	ASTM 302SS
4	Seat	Bronze	ASTM B-62
5	Bushing	Bronze	ASTM B-62
6	Set Screws	Stainless Steel	ASTM 304SS



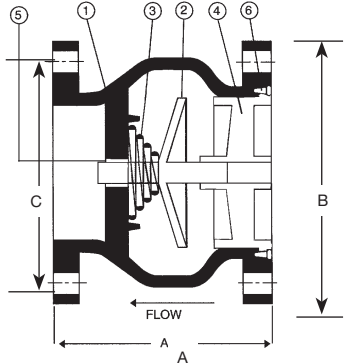
ANSI CL 125  
Bolt Circle

**Specifications**

Valve shall be manufactured out of cast iron. Valve shall be pressure rated to 200psi and feature flanged end connections with conical spring design. Valve shall be a Watts Regulator Company Series ICVF-125.

**Dimensions – Weights**

SIZE (DN)		ORDER CODE	DIMENSIONS				WEIGHTS				
in.	mm		A		B		C		C <sub>v</sub>	lbs.	kg.
			in.	mm	in.	mm	in.	mm			
2	50	0625555	6¼	159	6	152	4¾	121	50	18	8
2½	65	0625556	7	178	7	178	5½	140	140	24	11
3	80	0625557	7½	191	7½	191	6	152	180	28	13
4	100	0625558	8½	216	9	229	7½	191	330	43	20
5	125	0625559	9½	241	10	254	8½	216	535	55	25
6	150	0625560	10½	267	11	279	9½	241	745	71	32



Watts product specifications in U.S. customary units and metric are approximate and are provided for reference only. For precise measurements, please contact Watts Technical Service. Watts reserves the right to change or modify product design, construction, specifications, or materials without prior notice and without incurring any obligation to make such changes and modifications on Watts products previously or subsequently sold.



USA: 815 Chestnut St., No. Andover, MA 01845-6098; www.watts.com  
 Canada: 5435 North Service Rd., Burlington, ONT. L7L 5H7; www.wattscanada.ca

**Water Safety & Flow Control Products**