

Job Name _____
Job Location _____
Engineer _____
Approval _____

Contractor _____
Approval _____
Contractor's P.O. No. _____
Representative _____

LEAD FREE*

Maxim™ 200Na

Double Check Valve Assemblies
Sizes: 2½" – 4" (65 – 100mm)

The Maxim M200Na Double Check Valve Assemblies are used to prevent backflow of pollutants, that are objectionable but not toxic, from entering the potable water supply system. The Maxim M200Na may be installed under continuous pressure service and may be subjected to backpressure. The Maxim M200Na consists of two independently operating check valves, two shutoff valves, and four test cocks. For use in non-health hazard applications.

Features

- Extremely Compact Design
- 70% Lighter than Traditional Designs
- 304 (Schedule 40) Stainless Steel Housing & Sleeve
- Groove Fittings Allow Integral Pipeline Adjustment
- Patented Bi-Link Check Provides Lowest Pressure Loss
- Unmatched Ease of Serviceability
- Available with Grooved Butterfly Valve Shutoffs
- Available for N Pattern Installations
- Replaceable Check Disc Rubber

Specifications

The Double Check Valve Assemblies shall consist of two independent Bi-Link Check modules within a single housing, sleeve access port, four test cocks and two drip tight shutoff valves. Bi-Link Checks shall be removable and serviceable, without the use of special tools. The housing shall be constructed of 304 (Schedule 40) stainless steel pipe with groove end connections. Bi-Link checks shall have reversible elastomer discs and in operation shall produce drip tight closure against the reverse flow of liquid caused by back-pressure or backsiphonage. Assembly shall be a Maxim M200Na as manufactured by the Ames Fire and Waterworks.



M200Na

NOTICE

The information contained herein is not intended to replace the full product installation and safety information available or the experience of a trained product installer. You are required to thoroughly read all installation instructions and product safety information before beginning the installation of this product.

*The wetted surface of this product contacted by consumable water contains less than 0.25% of lead by weight.

Ames Fire & Waterworks product specifications in U.S. customary units and metric are approximate and are provided for reference only. For precise measurements, please contact Ames Fire & Waterworks Technical Service. Ames Fire & Waterworks reserves the right to change or modify product design, construction, specifications, or materials without prior notice and without incurring any obligation to make such changes and modifications on Ames Fire & Waterworks products previously or subsequently sold.



Configurations

- Horizontal
- Vertical up
- “N” pattern horizontal

Materials

- Housing & Sleeve: 304 (Schedule 40) Stainless Steel
- Elastomers: EPDM and Buna ‘N’
- Bi-Link Checks: Noryl®, Stainless Steel
- Check Discs: Reversible EPDM
- Test Cocks: Bronze Body Nickel Plated
- Pins & Fasteners: 300 Series Stainless Steel
- Springs: Stainless Steel

Available Models

OSY — UL/FM outside stem and yoke resilient seated gate valves

BFG — UL/FM grooved gear operated butterfly valves w/ tamper switch

NRS — non-rising stem resilient seated gate valves

*OSY FxG — Flanged inlet gate connection and grooved outlet gate connection

*OSY GxF — Grooved inlet gate connection and flanged outlet gate connection

*OSY GxG — Grooved inlet gate connection and grooved outlet gate connection

Available with grooved NRS gate valves — consult factory*

Post indicator plate and operating nut available — consult factory*

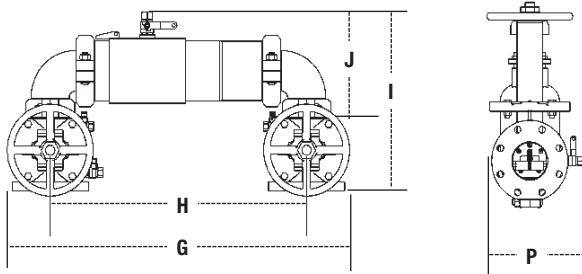
*Consult factory for dimensions

Pressure — Temperature

Temperature Range: 33°F – 110°F (0.5°C – 43°C)

Maximum Working Pressure: 175 psi (12.1 bar)

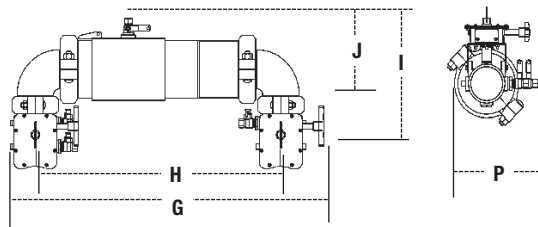
Dimensions — Weights



M200Na

SIZE (DN)		DIMENSIONS										WEIGHTS			
		G		H		I		J		P		M200Na			
		in	mm	in	mm	in	mm	in	mm	in	mm	OSY		NRS	
												LBS.	KGS.	LBS.	KGS.
2½	65	29½	738	22¾	578	15¼	402	8¼	223	9¼	234	133	60	122	55
3	80	30½	775	22¾	578	17½	435	9¼	233	10½	267	158	72	144	65
4	100	39¾	1010	30¾	781	20¾	518	11¼	297	11¾	284	242	110	242	110

Note: For 2½" – 4" horizontal/vertical installation, send for literature ES-A-M200/M200N.



M200NaBFG

SIZE (DN)		DIMENSIONS										WEIGHTS			
		G		H		I		J		P		M200NaBFG			
		in	mm	in	mm	in	mm	in	mm	in	mm	LBS.		KGS.	
2½	65	29¾	759	22½	562	14¼	379	8¼	223	9	229	64	29		
3	80	30¾	781	22¾	578	15¼	392	9¼	233	9½	241	67	30		
4	100	39	991	30¾	781	18	457	11¼	297	11	279	142	64		

Note: For 2½" – 4" horizontal/vertical installation, send for literature ES-A-M200/M200N.

Noryl® is a registered trademark of General Electric Company

Approvals



1015



28S6



B64.5



Approved



- Approved by the Foundation for Cross-Connection Control and Hydraulic Research at The University of Southern California (FCCCHR-USC)
- AWWA C551-92

For additional approval information please contact the factory or visit our website at www.amesfirewater.com

Capacity

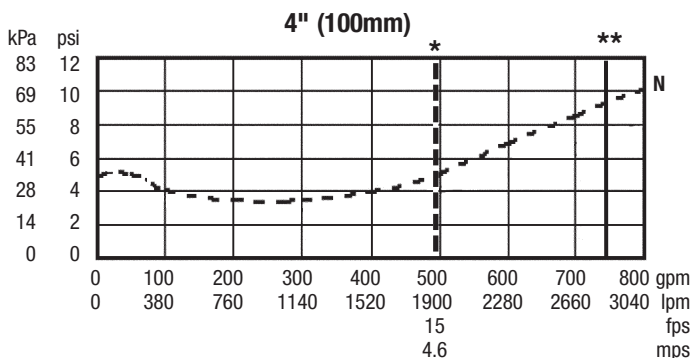
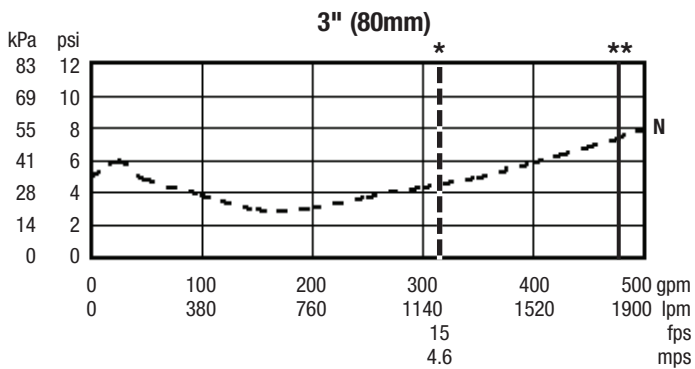
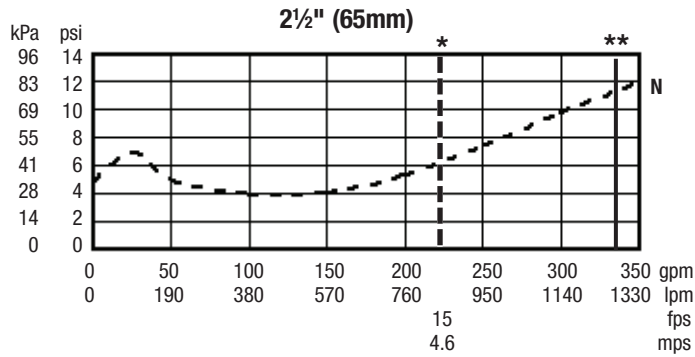
UL/FM Certified Flow Characteristics

Flow characteristics collected using butterfly shutoff valves.

See literature S-MAXIM-200, 300 for gate valve flow characteristics

* = Rated flow ** = UL Tested

---- N-Pattern



NOTICE

Inquire with governing authorities for local installation requirements

For additional information, visit our web site at: AmesFireWater.com



A WATTS Brand

USA: Backflow Tel: (978) 689-6066 • Fax: (978) 975-8350 • AmesFireWater.com
USA: Control Valves Tel: (713) 943-0688 • Fax: (713) 944-9445 • AmesFireWater.com
Canada: Tel: (905) 332-4090 • Fax: (905) 332-7068 • AmesFireWater.ca
Latin America: Tel: (52) 81-1001-8600 • AmesFireWater.com