

Job Name _____

Contractor _____

Job Location _____

Approval _____

Engineer _____

Contractor's P.O. No. _____

Approval _____

Representative _____

LEAD FREE*

Series 5000SS Reduced Pressure Detector Assemblies

Sizes: 2½" – 6" (65 – 150mm)


The SilverBullet™ Series 5000SS Reduced Pressure Detector Assemblies are designed to protect drinking water supplies from dangerous cross-connections in accordance with national plumbing codes and water authority requirements for non-potable service applications such as irrigation, fireline, or industrial processing. Used in health hazard applications.

Features

- Stainless steel construction provides long term corrosion resistance and maximum strength
- Stainless steel body is light weight reducing installation and shipping costs
- Short end to end dimensions makes retrofit easy
- Bottom mounted relief valve reduces clearance requirements when installed against an outside wall
- Cam-check valves provides maximum flow at low pressure drop
- No special tools required for servicing
- Compact construction allows for smaller enclosures
- Stainless steel relief valve features a balanced rolling diaphragm to eliminate sliding seals and lower maintenance costs
- Detects underground leaks and unauthorized water use
- GPM or CFM meter available

Specifications

A Reduced Pressure Detector Assembly shall be installed at each cross-connection to prevent backsiphonage and back-pressure of hazardous materials into the potable water supply. The assembly shall consist of a pressure differential relief valve located in a zone between two positive seating cam-check valves. The main valve body shall be manufactured from 300 Series stainless steel for corrosion resistance. The cam-check valves shall be of thermoplastic construction with stainless steel hinge pins, cam arm, and cam bearing. The cam-check valve shall utilize a single torsion spring design to minimize pressure drop through the assembly. The cam-check valves shall be modular and shall seal to the main valve body by the use of an O-ring. There shall be no brass or bronze parts used within the cam-check assembly or relief valve. The use of seat screws to retain the check valve seat is prohibited. All internal parts shall be accessible through a single cover on the valve assembly securely held in place by a two-bolt grooved coupling. The differential relief valve shall be of stainless steel construction and shall utilize a rolling diaphragm and no sliding seals. The relief valve shall be



bottom mounted and supplied with a steel reinforced sensing hose. The assembly shall include two resilient shutoff valves and four ball type test cocks and a hydraulically balanced by-pass line. The bypass line shall include a meter, small diameter reduced pressure zone assembly and isolation valves. The by-pass reduced pressure assembly shall have a single bolted on cover and top mounted test cocks. The assembly shall be an Ames Fire & Waterworks Series 5000SS.

Available Models

Suffix:

LG — less gates

OSY — UL/FM outside stem and yoke resilient seated gate valves

*OSY FxG — flanged inlet gate connection and grooved outlet gate connection

*OSY GxF — grooved inlet gate connection and flanged outlet gate connection

*OSY GxG — grooved inlet gate connection and grooved outlet gate connection

¾" Bypass Line:

CFM — cubic feet per minute meter

GPM — gallons per minute meter

LM — less meter

Available with grooved NRS gate valves — consult factory*

Post indicator plate and operating nut available — consult factory*

*Consult factory for dimensions

NOTICE

The information contained herein is not intended to replace the full product installation and safety information available or the experience of a trained product installer. You are required to thoroughly read all installation instructions and product safety information before beginning the installation of this product.

*The wetted surface of this product contacted by consumable water contains less than 0.25% of lead by weight.



AMES
FIRE & WATERWORKS

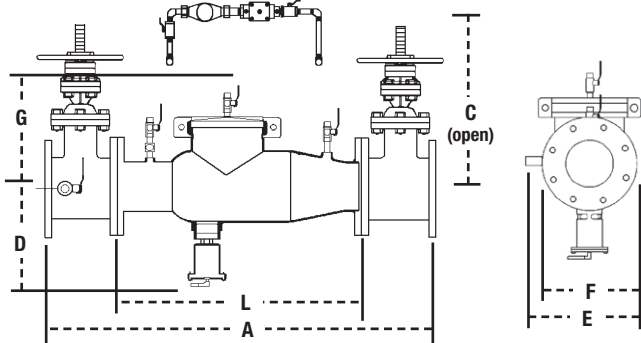
A WATTS Brand

Ames Fire & Waterworks product specifications in U.S. customary units and metric are approximate and are provided for reference only. For precise measurements, please contact Ames Fire & Waterworks Technical Service. Ames Fire & Waterworks reserves the right to change or modify product design, construction, specifications, or materials without prior notice and without incurring any obligation to make such changes and modifications on Ames Fire & Waterworks products previously or subsequently sold.

Materials

- All internal metal parts: 300 Series stainless steel
- Main valve body: 300 Series stainless steel
- Check assembly: Noryl®
- Flange dimension in accordance with AWWA Class D

Dimensions — Weights



Pressure — Temperature

Temperature Range: 33°F – 110°F (0.5°C – 43°C)
 Maximum Working Pressure: 175 psi (12.1 bar)

Standards

AWWA C511-92

Approvals



1047
Horizontal

B64.5

NOTICE

Inquire with governing authorities for local installation requirements

Noryl® is a registered trademark of General Electric Company.

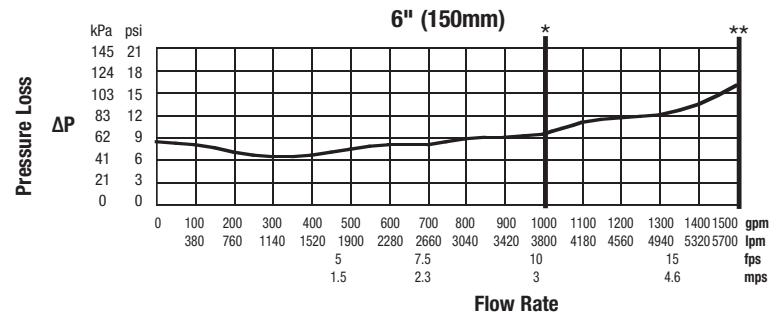
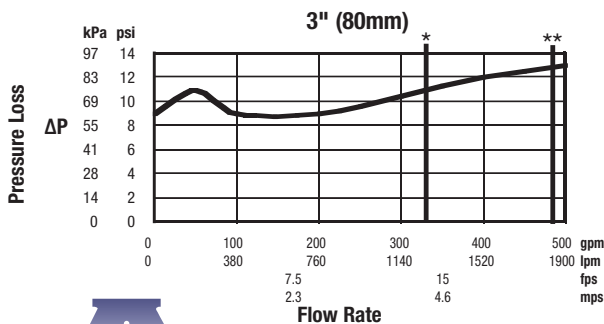
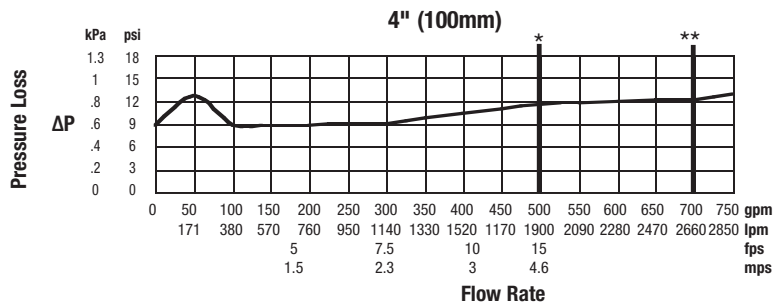
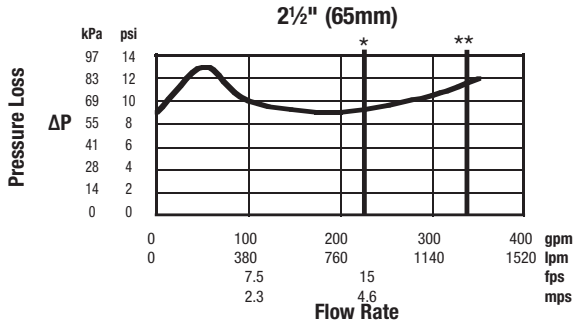
SIZE (DN)	DIMENSIONS								WEIGHTS									
	A		C (OSY)		D		E		F		G		L		with Gates		without Gates	
in. mm	in. mm	in. mm	in. mm	in. mm	in. mm	in. mm	in. mm	in. mm	in. mm	in. mm	in. mm	in. mm	in. mm	in. mm	lbs. kgs.	lbs. kgs.	lbs. kgs.	lbs. kgs.
2½ 65	37 940	16¾ 416	10½ 267	12½ 318	7 178	10 254	22 559	170 77	61 28									
3 80	38 965	18¾ 479	10½ 267	13 330	7½ 191	10 254	22 559	205 93	65 29									
4 100	40 1016	22¾ 578	10½ 267	14½ 368	9 229	10 254	22 559	270 122	67 30									
6 150	48½ 1232	30¾ 765	11½ 292	15½ 394	11 279	11½ 292	27½ 699	405 184	105 48									

Capacity

*UL Rated **UL Tested

WARNING

It is illegal to use this product in any plumbing system providing water for human consumption, such as drinking or dishwashing, in the United States. Before installing standard material product, consult your local water authority, building and plumbing codes.



A WATTS Brand

USA: Backflow Tel: (978) 689-6066 • Fax: (978) 975-8350 • AmesFireWater.com
 USA: Control Valves Tel: (713) 943-0688 • Fax: (713) 944-9445 • AmesFireWater.com
 Canada: Tel: (905) 332-4090 • Fax: (905) 332-7068 • AmesFireWater.ca
 Latin America: Tel: (52) 81-1001-8600 • AmesFireWater.com